





EXPLORING  
THE BLOCK



***CASE STUDIES***

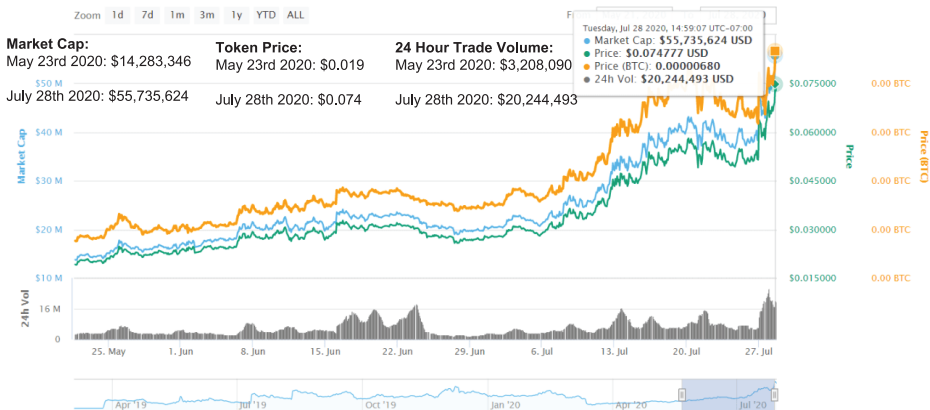


## Case Study Fetch.ai Token Symbol: FET

Fetch.ai (FET) – <https://fetch.ai/> – “Fetch.ai is at the forefront of accelerating research and deployment of emerging technologies, including blockchain and AI. Its solutions are designed for people, organizations, and IoT. The project has created an Open Economic Framework (OEF) that serves as a decentralized search and a value exchange platform for various autonomous economic agents. Supported by a scalable smart ledger, Fetch.ai has digital intelligence at its heart, enabling it to deliver actionable predictions and instant trust information to billions of smart devices.” Yahoo Finance Press Release

We singed Fetch.ai to do a 6 part series on May 23rd, 2020. We broadcast their 1st interview on KRON and July 5th, 2020 and on FOX Business July 20th

### Fetch.ai Charts



**Market Cap (+290%) Token Price (+289%) 24 Hour Trade Volume (+531%)**



## Case Study SoMee.Social Token Symbol: ONG

SoMee.Social is an up and coming social media platform built on a blockchain infrastructure. User profiles include an ERC-20 wallet where they can use ONG1 tokens to increase their influence on the social network and advertising.


After about 7 months they completed crucial business developments and early July 2020 we release a Yahoo Finance Press Release to announce their broadcast July 20th 2020 on FOX Business. Video. After that their market increased and became very healthy.

They signed with us a 12 part series on Nov. 19th 2019 and filmed in New York before COVID-19 the ONG token price was \$.005131, the 24-hour trade volume was \$631.65 and their market cap was \$283,029.

### SoMee.Social Charts



**Market Cap (+143,507%) Token Price (+2,300%) 24 Hour Trade Volume (+3,668%)**



## Case Study Native Coin Token Symbol: N8V

NativeCoin (N8V) - <https://native-coin.io/> - Native Coin will be used by Tribal businesses, enterprises, gaming, sports betting, and Tribal ecosystems worldwide to support daily financial transactions. There are over 560 Native American Tribes and 460 Native run casinos in the United States. Twitter Post

We released Native Coin's 1st press release Dec 2nd 2019. We broadcast them on KRON and between Dec 2nd 2019 and Feb 19th 2020 their Market Cap increased by 457%, their token price increased by 500% and Daily trade volume increased by 161%.


- Contract executed 12/2/19 @ \$.04 and a 24 hour volume of \$39K
- Began social media and television programming and 2/18/20 token price range has been \$.19-.20 with a volume as high as \$79k daily volume

NativeCoin Charts



**Market Cap (+457%) Token Price (+500%) 24 Hour Trade Volume (+161%)**





## Case Study Swarm Fund

### Token Symbol: SWM

Swarm is a fully decentralized capital market place that democratizes investing by using the power of the blockchain to open up high-return, alternative investment classes to smaller investors through asset-backed funds using cryptocurrency tokens.


Swarm makes traditionally exclusive investment opportunities, such as private equity and hedge funds, inclusive for the Swarm by pooling together smaller investments into larger, institutional-sized blocks. Swarm Fund also gives fund managers access to more capital from a new asset class of investors who want access to institutional-type investments,

- Contract executed 8/28/18 @ \$.16 and a volume of \$39.7K volume
- Began social media and television programming and token price range has been \$.21-.311 with a volume as high as \$255k daily volume

#### Swarm Fund (SWM)

Swarm Fund Price Index, Historical Chart and Market Cap






## Case Study: Docademic Token Symbol MTC

It's a win-win model where all related participants receive value in exchange for the token they possess. Hospitals, doctors, governments, pharmaceuticals and patients from all over the world will be able to interact between them exchanging data, services and products with the help of MTC as the medium to exchange the value of their assets. Additionally, MTC is tradable on popular trading platforms allowing its owners to transform the token to the currency of their choice



- Contract signed 3/28/18 token price \$.04
- During our ramp up phase leading to our first broadcast on 6/18 token price reached a high of \$.36
- Trading volume constantly between \$3-8 million /day during that period



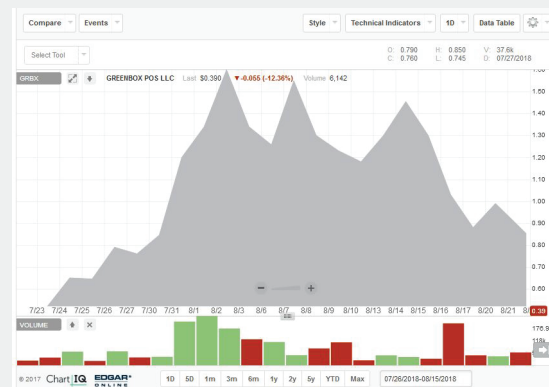



## Case Study: GreenBox POS OTCQB:GRBX

**GreenBox delivers a fully integrated, intuitive, easy to use, point of sale system for a variety of businesses across a multitude of different market sectors. Our system enables consumers purchases using cash, credit and debit cards, while supporting standardized banking functions for the business participants, using proprietary payment system. Where allowed, the system also includes full featured, commercial grade delivery infrastructure including dispatcher, driver and consumer modes. The system also features the best in class cash loading kiosk with complete e-wallet integration.**

### Timeline:

- Contract signed 7/27/18 stock price \$.79
- Press Release joint release 7/31/18 stock price \$1.34 at end of day trading maintained pricing @\$1.34 end of week





# Case Study: NightFood Holdings

## OTCPINK:NGTF

NightFood offers consumers better nighttime snack options, with its line of better-for-you snacks that satisfy nighttime cravings in a better, healthier, more sleep-friendly way. In its "Food and Drink Trends 2017" report, leading marketing intelligence agency Mintel identified nighttime specific food and beverages as one of the "most compelling and category changing" trends for 2017 and beyond.

NightFood Holding, Inc. (OTC: QB NGTF) was interviewed on New to the Street Broadcast on 4-30-17 on Fox Business Network. Included in the Lineup was Vystar, Inc (OTC:Pink VYST), Genoil, Inc. (OTC: QB GNOLF) and Bigfoot Project investments, inc.(OTC: Pink BGFT).

Pre Show: NGTF was trading on 4/28/17 at \$.168 cents /share with a 30 day average trading volume of 1966 shares/day.

Post Show NGTF finished trading day at 53,268 shares traded and finished the week at 379,528 shares traded in the week and the stock completed the week at \$.23 per share.

It is trading on 5/22/17 at \$.33 per share.

\*Image is a screenshot of Data provided on OTCmarkets.com website

